

The Wild Growth Defender

USA

SIXTH EDITION

FREE



November, 2007

Star Testimonials

Discover the difference with Wild Growth® Hair Oil.

This issue features two women who have had unbelievable results with Wild Growth® Hair Oil. Both sharing with us their naturally longer, fuller,

and thicker hair that has grown faster than they have experienced before Wild Growth® Hair Oil. Read below for their testimonials!



“These are pics of my bangs. Im still trying to get the third one it might take some time. This is every two months I have some new growth. I tell everyone about this product its amazing!!!! Thanks again!”

“This stuff is truly a miracle in a bottle, even better than the fountain of youth! My hair went from short thin dreds to thick long dreds. Everyone is asking me what I used. Thank you so much. Continue the good work!”

Inside This Issue:

- Beauty tips for Dry hair Pg2
- Heatless Straightening technique Pg2
- Comic saga Pg. 3
- Love's Carousel Pg. 4
- Wild Growth® Hair Oil Information Pg.4

This woman has used no other products or heat styling methods mentioned before and since using Wild Growth® Hair Oil. She saw improvement in length and reduced thinning or baldness after 2 months, improvement in thickness after 2 weeks, and reduced hair breakage in days. She also noticed improvement

in hair texture after 2 weeks.

“This Stuff is truly a miracle in a bottle, even better than the fountain of youth. My hair went from short thin dreds to thick long dreds. I had soft hair and I also had slow growing thin hair. After using WG my hair

seemed as if it was on steroids. I have dreadlocks that are now so long because of wild growth. Everyone is asking me what I use. Thank you so much. Continue the good work.”



BEAUTY TIPS

Hot Oil Treatment With Wild Growth® Hair Oil!



Your hair has just been through the rough summer months. The blistering heat drying it out before it ever had a chance. Not to mention the chlorine damage from swimming pools you had to go in just to survive the heat. Now it is fall and your hair has a minute to take a breather before it gets to the cold dry winter months. Your hair needs some moisture! If you already have naturally dry hair then you are in dire need of a hot oil treatment!

How To:

There are many ways to do a Hot Oil Treatment. Some can be pretty messy and generally waste the oil because only so much can be absorbed by the hair. The most effective way to do a hot oil treatment is as follows.

- 1. Fill a sink or bowl with hot water:**
- 2. Add 20 drops of Wild Growth® Hair Oil to the water:**
- 3. Make sure you can comfortably rest your hair in the water for approximately 10 minutes, so get a chair, a magazine, and a shower cap for later:**
- 4. Put your hair in the hot water with Wild Growth Hair oil and allow to soak for 10 minutes.**
- 5. Gently squeeze the excess water out of your hair with your hands, don't use a towel yet.**
- 6. Put your hair in the shower cap and blow dry hair for 5 minutes. Keep blow dryer about a foot away so as not to overheat your shower cap.**
- 7. Take off shower cap and gently wring out any extra water:**
- 8. Braid and or Wrap hair and let air dry**

Your hair will have soaked up much needed nutrients and moisture from the treatment and be noticeably softer and more manageable!

For that Straight Look.

There are times when you want that sleek straight look but don't want to risk burning your hair with heat. For those with coarse curly hair apply Wild Growth® Hair Oil while the hair is still wet from washing and using a soft bristle brush

apply Wild Growth® Hair Oil to the scalp and the first few inches of the hair closest to the scalp then brush the hair on the top of your head smooth.



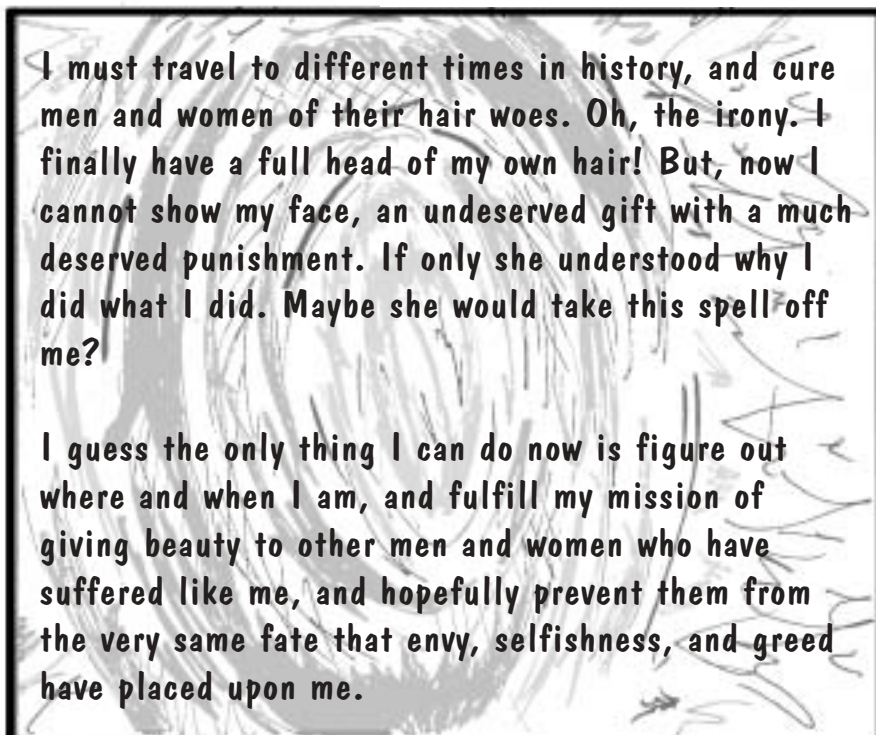
Take a hair band and tie your hair back. If your hair is less than shoulder length take 4 hair bands and separate your hair into 4 sections starting with dividing your hair down the center and then divide both sides into one top and one bottom. Then tie a hair band, make sure the hair band does not put stress on the hair. Sally's has Silicone rubber bands is the best kind for the hair. Before you tie the bands on brush close to the scalp to make the hair as smooth as possible and then tying the band.

Braid each section, and secure the ends with either another hair band or with hair curlers. Then wrap a scarf over your hair for half an hour. Remove the scarf and allow the hair to air dry after that. In the evening wrap the scarf around your head. The next morning unbraided your hair and your hair should be soft and sleek with a straight look and wavy hair. If needed reapply the Wild Growth® Hair Oil to smooth any strands of free flying hair.

It's That Time of Year Again...
When the joys of the holidays
fill our hearts and the dry air
cracks our ends!

Before you wash your hair, apply a quarter sized amount of Wild Growth® Hair Oil to the ends of your hair. This amount can be more or less depending on how much hair you have and how dry your hair is. Then take plastic wrap and wrap your ends, leave it for 30 minutes, a nice remedy for the holiday hair blues.

The Wild Growth defender- **WG fender** our Story Begins...



The Wild Growth defender

Love's Carousel



Am I in love? This man is strange and so am I for even thinking about this. I went to the airport and told him I didn't think it was a good idea or even dignified to marry him without ever even meeting his family or really knowing who he is. I sent him on his way, it almost looked like he was heartbroken. I know my mom was heartbroken when I told her what I did.

I may be desperate, but I am not that desperate. So he went to Africa and I went back to my normal life. I didn't expect to ever hear from him again. It has been a month and I still think about him all the time wondering if I made a really bad decision. What if I was being given my one opportunity in life for happiness and just waved it goodbye like someone waves to

strangers zipping by on trains.

I feel like the man that stayed on the mountain during the storm waiting for God to help him. All these different people came to help him but he said, "No thanks! I am waiting for God to save me."

He ended up drowning. When he met God he asked him why he didn't save him and God responded, "I did help you! I sent all those people one after another yet you turned them down..."

I bet he felt like a real loser after that. Am I the man on the mountain? Stuck in my own habits and comforts waiting for

a miracle to slap me in the face before I can see it?

Can love really come that quickly? I always thought that love took time. Maybe that is my problem, I just think too much.

Perhaps God will give me wings to fly free from my mountain.



For more information or to contact us you can go to www.wildgrowth.com.


You can write us at P.O. Box 2940, Saint Johns, AZ 85936, USA or you can call us toll-free by phone dial 1888-Wildgro (945-3476), or contact by fax # 928 337-2305. Internationally +928-337-3685

Can You Testify?

Feel free to send in your personal experiences with Wild Growth® Hair Oil

What Is Wild Growth® Hair Oil?

Wild Growth® Hair Oil is a proven concentrated, natural, rich and silky hair and scalp oil that is effective for all ages (0-99+ years), both male and female. The unique universal formula is made from a combination of natural oils, vitamins, and minerals that are specially processed to work for every type of hair: from coarse and dry hair and scalp to all thinner types of hair. It is easy to use, not messy, and leaves no sticky build-up. Wild Growth® is extremely effective even when used sparingly: resulting in maximum achievement of hair length and fullness; and greatly reduced expense, time, grooming effort, and discomfort; and reduction of puffy or fly-away hair. Concentrated all-purpose Wild Growth Hair Oil® is available in 4 fluid ounce bottles.



Editor: Maria Restivo

Cartoonist: Andy Costello

www.hairgrowfast.com is our newest alternate website making finding Wild Growth® Hair Oil even more convenient!